



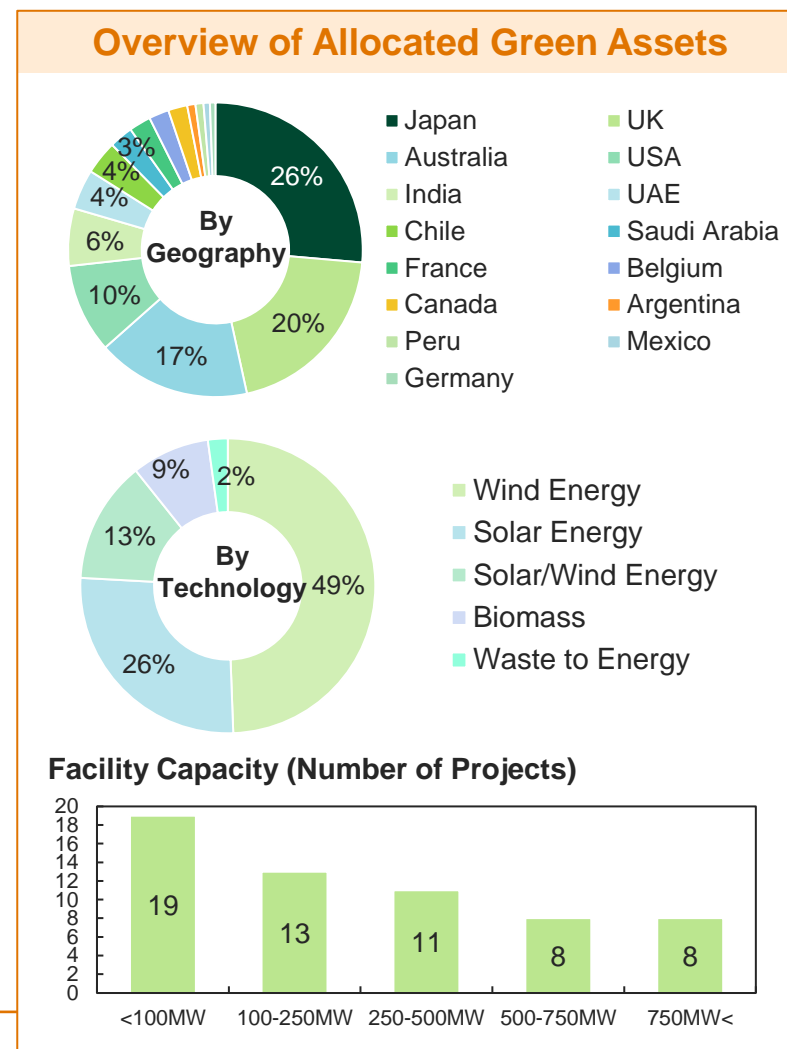
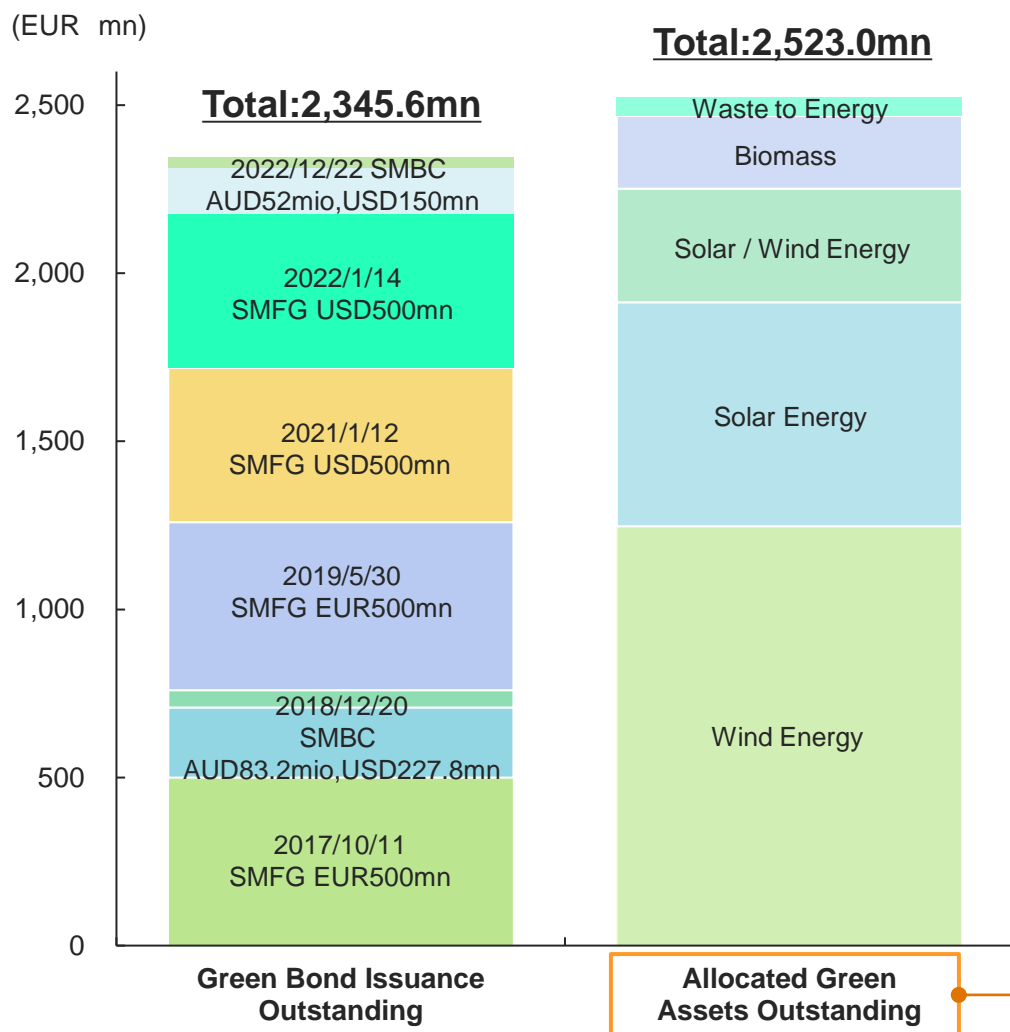
FY3/2023 Green Bond Annual Investor Report



SUMITOMO MITSUI
FINANCIAL GROUP

Overview of Green Bond Issuance and Allocated Green Assets



Balance of Green Bond Issuance and Allocated Green Assets*1 (as of Mar. 23)



*1 Translated into EUR at the exchange rates as of Mar. 23

Green Bond Impact Reporting

Impact Reporting (as of Mar. 23)

Category	Sub Category	Country	Number of Projects	Capacity (MW)	Estimated CO ₂ emissions reduction (t-CO ₂ /Year)	
						o/w SMBC Group financed
 Renewable Energy	Wind energy	Argentina, Australia, Belgium, Canada, Chile, France, Germany, Japan, UK, USA	29	13,993.32 MW	13,676,275.31 t-CO ₂	2,096,094.67 t-CO₂
	Solar energy	France, India, Japan, Mexico, Peru, Saudi Arabia, UAE, USA	22	5,690.80 MW	4,888,505.70 t-CO ₂	2,004,895.51 t-CO₂
	Solar/Wind energy	Australia, India	3	3,755.00 MW	6,389,660.02 t-CO ₂	840,386.25 t-CO₂
	Biomass	Japan	4	424.90 MW	909,521.71 t-CO ₂	206,226.09 t-CO₂
 Pollution Prevention & Control	Waste to Energy	Australia	1	34.00 MW	204,700.18 t-CO ₂	45,780.53 t-CO₂
Total					26,068,662.92 t-CO ₂	5,193,383.05 t-CO₂
SMFG/SMBC Green Bond Outstanding (as of Mar. 23)*¹						EUR 2,345.6mn
CO₂ Avoidance per EUR1mn						2,214.11 t-CO₂

*1 Translated into EUR at the exchange rates as of Mar. 23

Calculation Method of CO₂ Emission Reduction

Estimating CO₂ emissions reduction

- The amount of annual reduction in CO₂ emissions is estimated by Japan Research Institute (JRI), using data from IEA Emissions Factors 2022.
- For renewable energy projects, JRI assumes zero emissions for electricity sold. Thus, CO₂ emissions are reduced by the amount of CO₂ emissions generated to produce the equivalent amount of electricity by common source of electricity in the country where the renewable energy project is located.

Calculation method of CO₂ emission reduction

- The annual CO₂ emission reduction through a project is calculated using the following formula.

1. In the case of annual power generation result is available

$$\text{Annual CO}_2 \text{ reduction (t-CO}_2\text{/y)} = \text{Annual power generation (MWh/y)} \times \text{CO}_2 \text{ emission factor}^{*1} \text{ (t-CO}_2\text{/MWh)}$$

2. In the case of annual power generation result is not available

$$\text{Annual CO}_2 \text{ reduction (t-CO}_2\text{/y)} = \text{Facility capacity (MW)} \times 24\text{h} \times 365\text{days} \times \text{Capacity factor}^{*2} \times \text{CO}_2 \text{ emission factor (t-CO}_2\text{/MWh)}$$

*1 CO₂ emission factor

- CO₂ emission factors are derived from IEA Emissions Factors 2022.

Country	CO ₂ emission factor (t-CO ₂ /MWh)	Country	CO ₂ emission factor (t-CO ₂ /MWh)
UK	0.220	Indonesia	0.769
Germany	0.356	Canada	0.122
France	0.054	Peru	0.200
Belgium	0.130	Mexico	0.371
Netherlands	0.313	Argentina	0.291
Ireland	0.339	Chile	0.446
USA	0.367	India	0.692
Australia	0.649	Saudi Arabia	0.611
Japan	0.461	UAE	0.528

*2 Capacity factor

- If no value is available for each project, capacity factor shall be replaced by the following values for each generation type.
- The capacity factor is quoted from "Report on the power generation cost verification to Strategic Policy Committee"(Sep.2021) for wind power and solar power.

	Wind power	Solar power
Onshore	25.4%	17.2%
Offshore	30.0%	

Use of Proceeds Statement for each Issuance 1/6

2017/10/11 SMFG Green Bond EUR500mn

Net Proceeds from Note Issuance

- Sumitomo Mitsui Financial Group EUR500,000,000 0.934% Senior Notes due 2024

EUR 500mn

Use of Proceeds as of Mar. 2023

Category	Sub-Category	Loan Agreement Date	Currency	Country	Capacity (MW)	Loan balance (EUR mn) ^{*1}	CO ₂ Emissions Reduction (t-CO ₂)	
								(o/w SMBC Group Financed)
Renewable Energy	Wind Energy	2018/12	GBP	UK	573	50	529,434	45,471
Renewable Energy	Wind Energy	2017/2	EUR	Germany	288	2	353,336	35,804
Renewable Energy	Wind Energy	2019/7	GBP	UK	602	62	393,404	16,731
Renewable Energy	Wind Energy	2018/6	EUR	Germany	396	13	301,296	25,132
Renewable Energy	Wind Energy	2017/5	EUR	Belgium	216	19	84,379	11,144
Renewable Energy	Wind Energy	2017/12	EUR	Belgium	165	6	57,934	15,009
Renewable Energy	Wind Energy	2017/7	EUR	France	186	11	19,547	6,646
Renewable Energy	Wind Energy	2017/11	EUR	France	145	22	17,900	4,355
Renewable Energy	Solar Energy	2017/3	EUR	France	34	17	2,688	591
Renewable Energy	Solar Energy	2016/8	USD	USA	285	13	195,192	38,472
Renewable Energy	Solar Energy	2016/9	JPY	Japan	50	61	24,759	19,102
Renewable Energy	Solar Energy	2015/12	JPY	Japan	27	19	13,775	7,698
Renewable Energy	Solar Energy	2019/7	JPY	Japan	52	22	8,145	2,644
Renewable Energy	Solar Energy	2021/9	EUR	France	55	11	2,759	811
Renewable Energy	Solar Energy	2020/9	USD	USA	240	21	191,496	59,747
Renewable Energy	Solar Energy	2016/2	USD	USA	28	27	22,551	22,551
Renewable Energy	Solar/Wind Energy	2023/2	AUD	Australia	1,505	177	3,952,045	554,342
Total						552	6,170,641	866,252

Net Proceeds from Note Issuance

EUR 500mn

CO₂ avoidance per EUR1mn

1,732.50 t-CO₂

*1 Translated into EUR at the exchange rates as of Mar. 23

Use of Proceeds Statement for each Issuance 2/6

2018/12/20 SMBC Green Bond USD227.8mn/AUD83.2mn

Net Proceeds from Note Issuance

- Sumitomo Mitsui Banking Corporation USD227,800,000 3.370% Senior Notes due 2023 USD 227.8mn
- Sumitomo Mitsui Banking Corporation AUD83,200,000 2.900% Senior Notes due 2023 AUD 83.2mn

Use of Proceeds as of Mar. 2023

Category	Sub-Category	Loan Agreement Date	Currency	Country	Capacity (MW)	Loan balance (EUR mn) ^{*1}	CO ₂ Emissions Reduction (t-CO ₂)	
								(o/w SMBC Group Financed)
Renewable Energy	Wind Energy	2018/3	JPY	Japan	122	31	89,852	12,695
Renewable Energy	Wind Energy	2018/5	EUR	Belgium	165	30	70,432	8,991
Renewable Energy	Wind Energy	2018/6	USD	Argentina	29	14	67,334	28,277
Renewable Energy	Wind Energy	2018/6	USD	Argentina	52	9	36,577	15,361
Renewable Energy	Solar Energy	2018/3	JPY	Japan	37	35	17,634	11,485
Renewable Energy	Solar Energy	2018/6	JPY	Japan	49	20	26,319	7,065
Renewable Energy	Solar Energy	2017/3	JPY	Japan	14	13	7,316	5,342
Renewable Energy	Solar Energy	2017/4	JPY	Japan	13	7	8,897	4,003
Renewable Energy	Solar Energy	2020/12	USD	India	300	47	531,068	171,895
Renewable Energy	Biomass	2018/3	JPY	Japan	75	61	76,699	29,271
Total						267	932,127	294,384

Net Proceeds from Note Issuance

USD 227.8mn
AUD 83.2mn
(EUR 259.92mn equiv.)^{*1}

CO₂ avoidance per EUR1mn

1,132.59 t-CO₂

*1 Translated into EUR at the exchange rates as of Mar. 23

Use of Proceeds Statement for each Issuance 3/6

2019/05/30 SMFG Green Bond EUR500mn

Net Proceeds from Note Issuance

- Sumitomo Mitsui Financial Group EUR500,000,000 0.465% Senior Notes due 2024

EUR 500mn

Use of Proceeds as of Mar. 2023

Category	Sub-Category	Loan Agreement Date	Currency	Country	Capacity (MW)	Loan balance (EUR mn) ^{*1}	CO ₂ Emissions Reduction (t-CO ₂)	
								(o/w SMBC Group Financed)
Renewable Energy	Wind Energy	2018/12	GBP	UK	336	23	314,918	15,143
Renewable Energy	Wind Energy	2018/12	CAD	Canada	480	53	159,152	31,830
Renewable Energy	Wind Energy	2018/8	JPY	Japan	600	107	1,212,296	362,361
Renewable Energy	Wind Energy	2018/12	GBP	Chile	317	23	689,757	98,579
Renewable Energy	Solar/Wind Energy	2021/7	AUD	Australia	560	91	808,793	105,066
Pollution Prevention & Control	Waste to Energy	2018/10	AUD	Australia	34	55	204,700	45,781
Renewable Energy	Solar Energy	2018/3	USD	Mexico	103	18	101,757	22,875
Renewable Energy	Solar Energy	2018/6	JPY	Japan	29	16	14,705	5,273
Renewable Energy	Biomass	2018/6	JPY	Japan	75	61	280,657	83,549
Renewable Energy	Biomass	2018/9	JPY	Japan	200	54	276,250	55,830
Total						500	4,062,985	826,287

Net Proceeds from Note Issuance

EUR 500mn

CO₂ avoidance per EUR1mn

1,652.57 t-CO₂

*1 Translated into EUR at the exchange rates as of Mar. 23

Use of Proceeds Statement for each Issuance 4/6

2021/01/12 SMFG Green Bond USD500mn

Net Proceeds from Note Issuance

- Sumitomo Mitsui Financial Group USD500,000,000 0.508% Senior Notes due 2024

USD 500mn

Use of Proceeds as of Mar. 2023

Category	Sub-Category	Loan Agreement Date	Currency	Country	Capacity (MW)	Loan balance (EUR mn) ^{*1}	CO ₂ Emissions Reduction (t-CO ₂)	
								(o/w SMBC Group Financed)
Renewable Energy	Wind Energy	2019/11	USD	Chile	599	69	600,195	88,004
Renewable Energy	Wind Energy	2019/3	GBP	UK	433	72	201,993	45,448
Renewable Energy	Wind Energy	2019/8	GBP	UK	400	55	300,058	59,679
Renewable Energy	Wind Energy	2019/8	JPY	Japan	139	92	78,411	13,740
Renewable Energy	Wind Energy	2022/11	AUD	Australia	209	14	496,367	76,496
Renewable Energy	Wind Energy	2022/12	AUD	Australia	528	56	761,854	95,257
Renewable Energy	Solar Energy	2019/4	EUR	India	250	42	388,610	103,529
Renewable Energy	Solar Energy	2020/2	JPY	Japan	55	25	23,264	9,335
Renewable Energy	Solar Energy	2017/5	USD	USA	150	22	122,616	24,523
Renewable Energy	Biomass	2020/3	JPY	Japan	75	40	275,916	37,576
Total						486	3,249,285	553,586

Net Proceeds from Note Issuance

USD 500mn
(EUR 458.11mn equiv.)^{*1}

CO₂ avoidance per EUR1mn

1,208.41 t-CO₂

*1 Translated into EUR at the exchange rates as of Mar. 23

Use of Proceeds Statement for each Issuance 5/6

2022/01/14 SMFG Green Bond USD500mn

Net Proceeds from Note Issuance

- Sumitomo Mitsui Financial Group USD500,000,000 2.472% Senior Notes due 2029

USD 500mn

Use of Proceeds as of Mar. 2023

Category	Sub-Category	Loan Agreement Date	Currency	Country	Capacity (MW)	Loan balance (EUR mn) ^{*1}	CO ₂ Emissions Reduction (t-CO ₂)	
								(o/w SMBC Group Financed)
Renewable Energy	Wind Energy	2020/12	USD	USA	582	52	441,803	409,756
Renewable Energy	Wind Energy	2020/3	GBP	UK	630	36	476,620	30,852
Renewable Energy	Wind Energy	2020/6	GBP	UK	1,140	50	1,031,360	30,158
Renewable Energy	Wind Energy	2020/5	GBP	UK	2,401	66	2,510,974	108,527
Renewable Energy	Wind Energy	2020/10	AUD	Australia	119	34	240,122	56,854
Renewable Energy	Solar Energy	2020/10	USD	USA	300	30	338,236	71,293
Renewable Energy	Solar Energy	2020/11	USD	Peru	20	22	11,678	9,992
Renewable Energy	Solar Energy	2021/6	USD	Saudi Arabia	1,500	66	1,165,022	1,165,022
Renewable Energy	Solar Energy	2020/12	USD	UAE	2,100	112	1,670,018	241,648
Renewable Energy	Solar/Wind Energy	2021/3	USD	India	1,690	70	1,628,822	180,978
Total						538	9,514,655	2,305,080

Net Proceeds from Note Issuance

USD 500mn
(EUR 458.11mn equiv.)^{*1}

CO₂ avoidance per EUR1mn

5,031.68 t-CO₂

*1 Translated into EUR at the exchange rates as of Mar. 23

Use of Proceeds Statement for each Issuance 6/6

2022/12/22 SMBC Green Bond USD150mn/AUD52mn

Net Proceeds from Note Issuance

- Sumitomo Mitsui Banking Corporation USD150,000,000 4.670% Senior Notes due 2027 USD 150mn
- Sumitomo Mitsui Banking Corporation AUD52,000,000 4.790% Senior Notes due 2027 AUD 52mn

Use of Proceeds as of Mar. 2023

Category	Sub-Category	Loan Agreement Date	Currency	Country	Capacity (MW)	Loan balance (EUR mn) ^{*1}	CO ₂ Emissions Reduction (t-CO ₂)		
								(o/w SMBC Group Financed)	
Renewable Energy	Wind Energy	2022/11	GBP	UK	857	96	419,828	24,700	
Renewable Energy	Wind Energy	2022/12	USD	USA	1,286	83	1,719,142	323,094	
						Total	179	2,138,969	347,793

Net Proceeds from Note Issuance	USD 150mn AUD 52mn (EUR 169.44mn equiv.) ^{*1}
CO₂ avoidance per EUR1mn	2,052.65 t-CO ₂

*1 Translated into EUR at the exchange rates as of Mar. 23