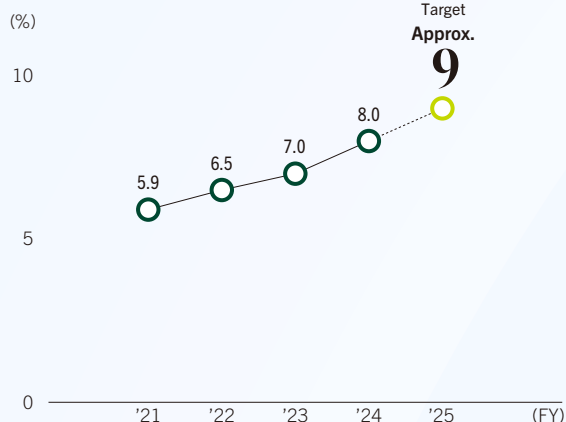
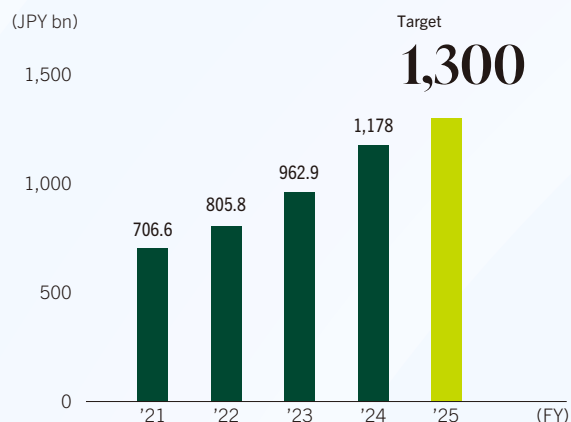


## Financial Highlights

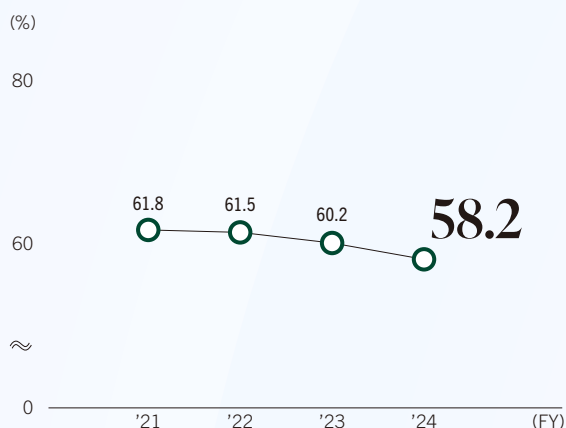
### ROE Including OCI



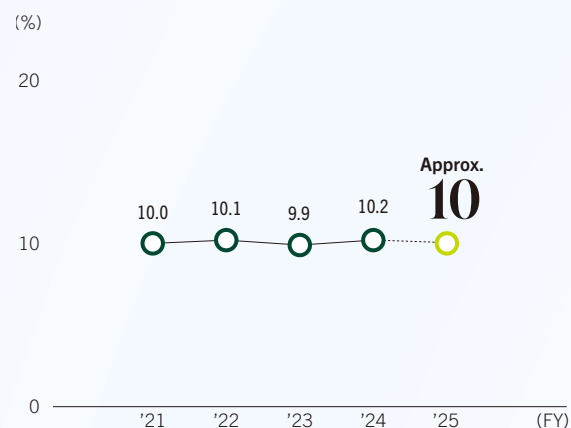
### Profit Attributable to Owners of Parent



### Overhead Ratio

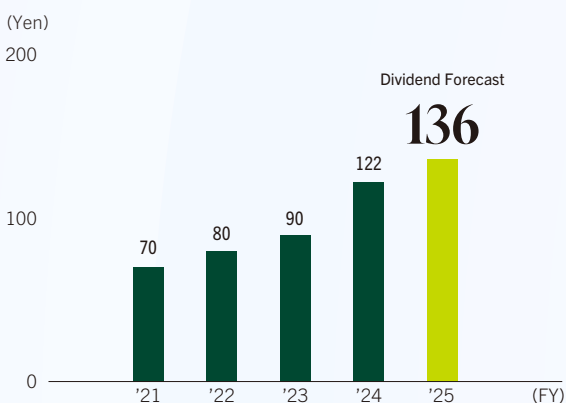


### Common Equity Tier 1 Capital Ratio (CET1 ratio)\*



\* Post-Basel III basis, excluding net unrealized gains (losses) on other securities

### Dividend per Share of Common Stock\*



\* Amounts have been retroactively adjusted to reflect the stock split implemented on October 1, 2024

### External Rating (as of the end of June 2025)

	Sumitomo Mitsui Financial Group		SMBC	
	Long-term	Short-term	Long-term	Short-term
Moody's	A1	P-1	A1	P-1
S&P	A-	—	A	A-1
Fitch	A-	F1	A	F1
R&I	AA-	—	AA	a-1+
JCR	AA	—	AA	J-1+

## Non-Financial Highlights

### Green house Gas (GHG) Emissions (Scope 1 & 2)

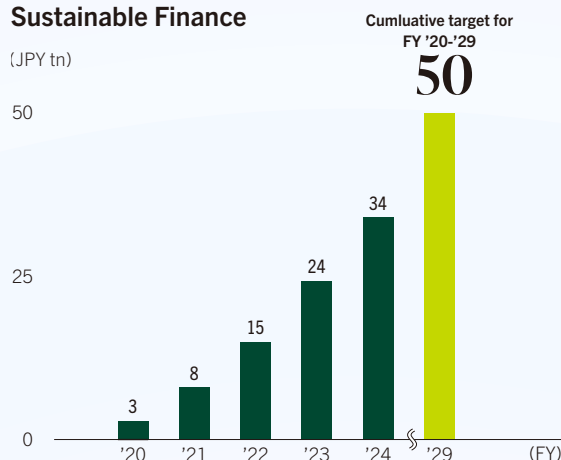
(thousand t-CO<sub>2</sub>e)



\* Preliminary figures covering all domestic and overseas locations existing as of FY2021

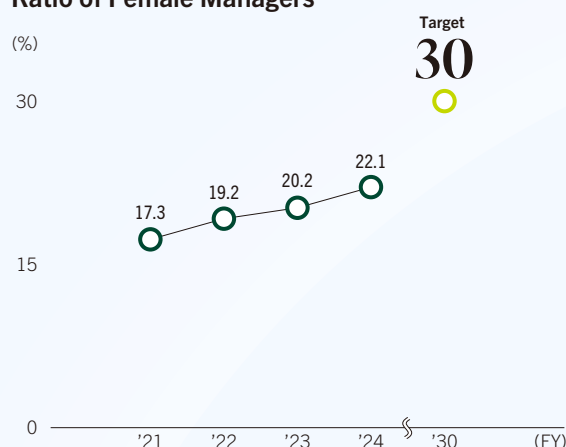
### Sustainable Finance

(JPY tn)



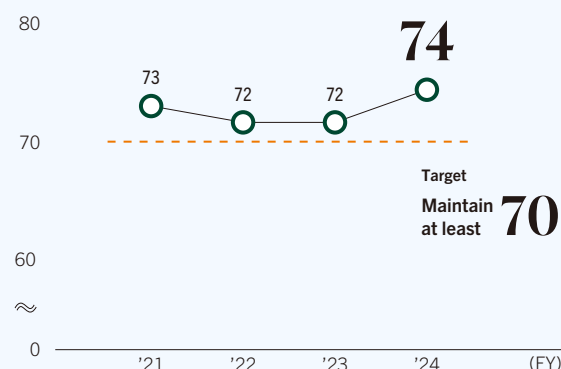
### Ratio of Female Managers\*

(%)



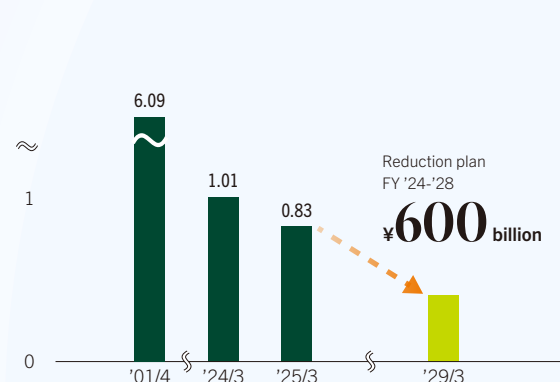
\* Calculate based on the definition required by the Act on the Promotion of Female Participation and Career Advancement in the Workplace

### Engagement Score



### Equity Holdings

(JPY tn)



### Composition of the Board of Directors (As of June 2025)

