



# 2025 Green Bond Annual Investor Report

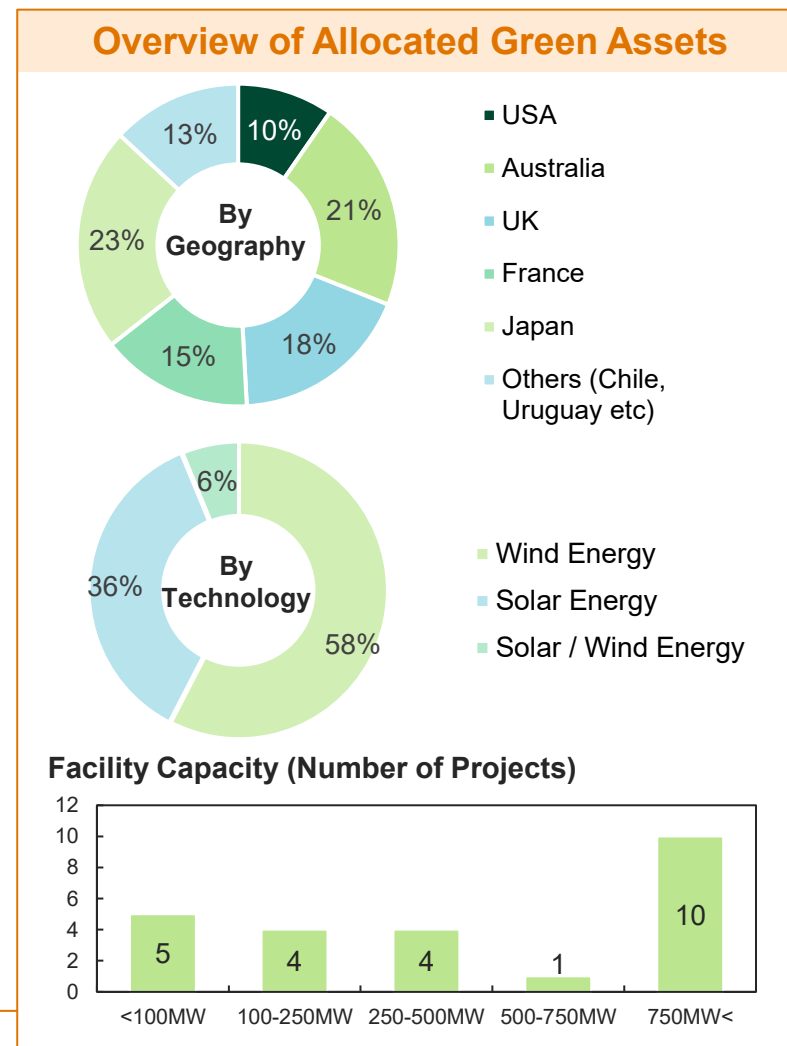
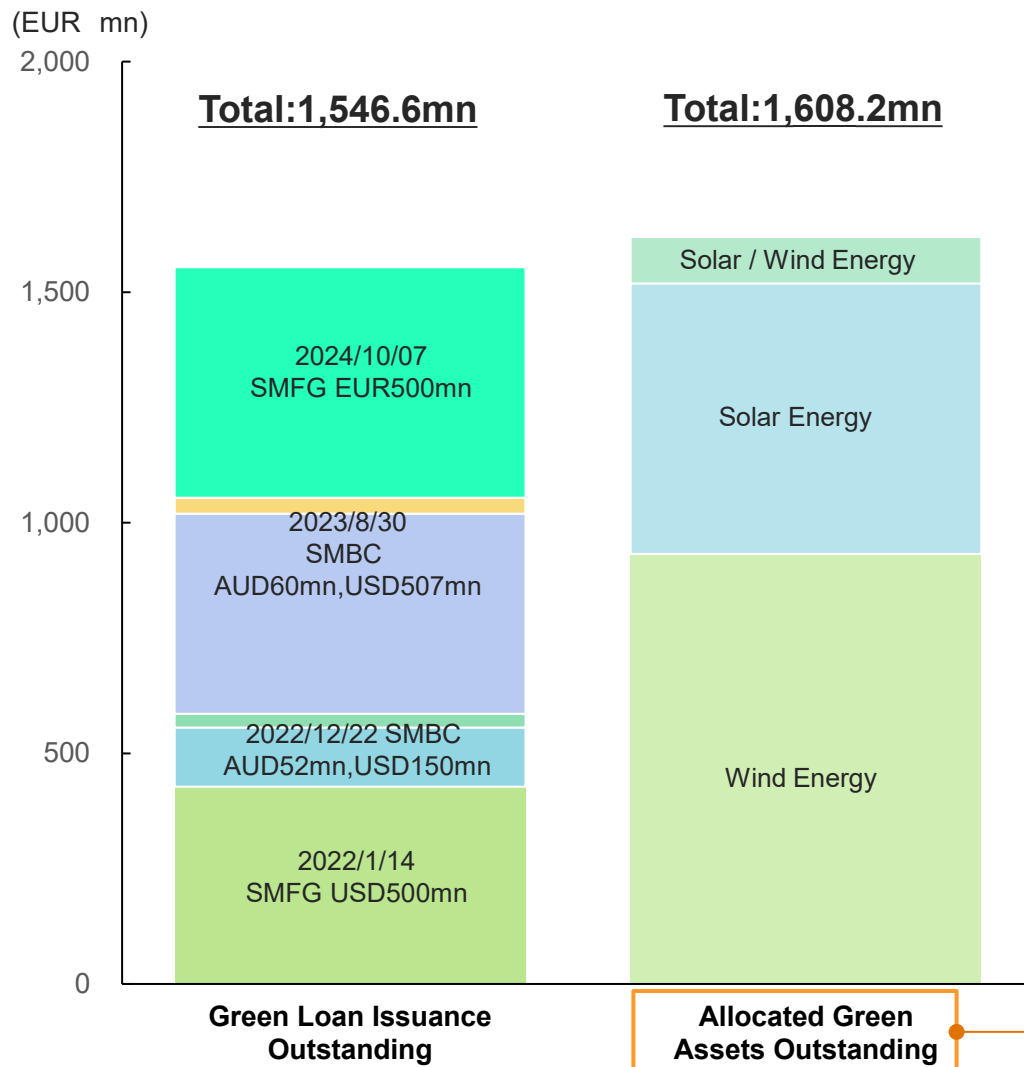
---



SUMITOMO MITSUI  
FINANCIAL GROUP

# Overview of Green Bond Issuance and Allocated Green Assets


## Balance of Green Bond Issuance and Allocated Green Assets\*1 (as of Dec. 25)



\*1 Translated into EUR at the exchange rates as of Dec. 25

# Green Bond Impact Reporting

## Impact Reporting (as of Dec. 25)

Category	Sub Category	Country	Number of Projects	Capacity (MW)	Estimated CO <sub>2</sub> emissions reduction (t-CO <sub>2</sub> /Year)	
						o/w SMBC Group financed
 Renewable Energy	Wind energy	Australia, France, Japan, UK, Uruguay, USA	13	9,452.70MW	7,389,593 t-CO <sub>2</sub>	<b>992,481.81 t-CO<sub>2</sub></b>
	Solar energy	Chile, France, Brazil, Japan, Mexico, Peru, Uruguay, USA	9	2,963.04 MW	1,351,876 t-CO <sub>2</sub>	<b>485,006.51 t-CO<sub>2</sub></b>
	Solar/Wind energy	Australia, USA	2	3,734.00 MW	3,012,794 t-CO <sub>2</sub>	<b>391,375.44 t-CO<sub>2</sub></b>
<b>Total</b>					11,754,263 t-CO <sub>2</sub>	<b>1,868,863.75 t-CO<sub>2</sub></b>

**SMFG/SMBC Green Bond Outstanding (as of Dec. 25)\*<sup>1</sup>**

**EUR 1,546.6mn**

**CO<sub>2</sub> Avoidance per EUR1mn**

**1,208.37 t-CO<sub>2</sub>**

\*1 Translated into EUR at the exchange rates as of Dec. 25

# Calculation Method of CO<sub>2</sub> Emission Reduction

## Estimating CO<sub>2</sub> emissions reduction

- The amount of annual reduction in CO<sub>2</sub> emissions is estimated by Japan Research Institute (JRI), using data from IEA Emissions Factors 2025.
- For renewable energy projects, JRI assumes zero emissions for electricity sold. Thus, CO<sub>2</sub> emissions are reduced by the amount of CO<sub>2</sub> emissions generated to produce the equivalent amount of electricity by common source of electricity in the country where the renewable energy project is located.

## Calculation method of CO<sub>2</sub> emission reduction

- The annual CO<sub>2</sub> emission reduction through a project is calculated using the following formula.

$$\text{Annual CO}_2 \text{ reduction (t-CO}_2\text{/y)} = \text{Annual power generation (MWh/y)} \times \text{CO}_2 \text{ emission factor}^{*1} \text{ (t-CO}_2\text{/MWh)}$$

### \*1 CO<sub>2</sub> emission factor

- CO<sub>2</sub> emission factors are derived from IEA Emissions Factors 2025.

Country	CO <sub>2</sub> emission factor (t-CO <sub>2</sub> /MWh)
Argentina	0.2715
Australia	0.5754
Belgium	0.1476
Brazil	0.0687
Canada	0.1205
Chile	0.1896
France	0.0303
French Guiana	0.0303
Germany	0.3128
India	0.7314

Country	CO <sub>2</sub> emission factor (t-CO <sub>2</sub> /MWh)
Indonesia	0.7528
Ireland	0.2295
Japan	0.4436
Mexico	0.4144
Netherlands	0.2287
Peru	0.1849
Saudi Arabia	0.5967
UAE	0.3582
UK	0.1507
Uruguay	0.0055
USA	0.3218

# Use of Proceeds Statement for each Issuance 1/4

## 2022/01/14 SMFG Green Bond USD500mn

### Net Proceeds from Note Issuance

- Sumitomo Mitsui Financial Group USD500,000,000 2.472% Senior Notes due 2029

USD 500mn

### Use of Proceeds as of Dec. 2025

Category	Sub-Category	Loan Agreement Date	Currency	Country	Capacity (MW)	Annual Power Generation (MWh/y)	Loan balance (EUR mn) <sup>*1</sup>	CO <sub>2</sub> Emissions Reduction (t-CO <sub>2</sub> )	
									(o/w SMBC Group Financed)
Renewable Energy	Wind Energy	2020/2	JPY	Japan	139	368,111	58	163,294	25,637
Renewable Energy	Wind Energy	2020/5	GBP	UK	1,200	5,995,860 <sup>*2</sup>	100	903,576	39,053
Renewable Energy	Wind Energy	2020/6	GBP	UK	1,075	1,183,300	6	178,323	5,214
Renewable Energy	Solar Energy	2020/2	JPY	Japan	55	45,274	16	20,084	8,058
Renewable Energy	Solar Energy	2020/9	USD	USA	300	637,277	18	205,076	63,983
Renewable Energy	Solar Energy	2020/10	USD	USA	300	903,988	24	290,903	61,317
Renewable Energy	Solar Energy	2020/11	USD	Peru	20	56,852	14	10,512	8,994
Renewable Energy	Wind Energy	2023/2	AUD	Australia	1,087	2,663,520	214	1,532,589	214,972
<b>Total</b>							450	3,304,358	427,229
<b>Net Proceeds from Note Issuance</b>								USD 500mn (EUR 424.78mn equiv.) <sup>*1</sup>	
<b>CO<sub>2</sub> avoidance per EUR1mn</b>								1,005.77 t-CO <sub>2</sub>	

\*1 Translated into EUR at the exchange rates as of Dec. 25

\*2 Estimated amount of renewable electricity sold annually

# Use of Proceeds Statement for each Issuance 2/4

## 2022/12/22 SMBC Green Bond USD150mn/AUD52mn

### Net Proceeds from Note Issuance

- Sumitomo Mitsui Banking Corporation USD150,000,000 4.670% Senior Notes due 2027 USD 150mn
- Sumitomo Mitsui Banking Corporation AUD52,000,000 4.790% Senior Notes due 2027 AUD 52mn

### Use of Proceeds as of Dec. 2025

Category	Sub-Category	Loan Agreement Date	Currency	Country	Capacity (MW)	Annual Power Generation (MWh/y)	Loan balance (EUR mn) <sup>*1</sup>	CO <sub>2</sub> Emissions Reduction (t-CO <sub>2</sub> )	
									(o/w SMBC Group Financed)
Renewable Energy	Solar Energy	2021/9	EUR	French Guiana	10	17,520 <sup>*2</sup>	63	531	156
Renewable Energy	Solar/Wind Energy	2021/7	AUD	Australia	1,824	5,236,000	15	3,012,794	391,375
Renewable Energy	Solar/Wind Energy	2023/5	USD	USA	1,910	0 <sup>*3</sup>	85	N/A	N/A
<b>Total</b>							163	3,013,325	391,531

<b>Net Proceeds from Note Issuance</b>	USD 184.7mn (EUR 157.21mn equiv.) <sup>*1</sup>
<b>CO<sub>2</sub> avoidance per EUR1mn</b>	2,490.50 t-CO <sub>2</sub>

\*1 Translated into EUR at the exchange rates as of Dec. 25

\*2 Estimated amount of renewable electricity sold annually

\*3 Pending calculation due to lack of operational data

# Use of Proceeds Statement for each Issuance 3/4

## 2023/08/30 SMBC Green Bond USD507mn/AUD60mn

### Net Proceeds from Note Issuance

- Sumitomo Mitsui Banking Corporation USD507,000,000 5.050% Senior Notes due 2026 USD 507mn
- Sumitomo Mitsui Banking Corporation AUD60,000,000 4.770% Senior Notes due 2026 AUD 60mn

### Use of Proceeds as of Dec. 2025

Category	Sub-Category	Loan Agreement Date	Currency	Country	Capacity (MW)	Annual Power Generation (MWh/y)	Loan balance (EUR mn)*1	CO <sub>2</sub> Emissions Reduction (t-CO <sub>2</sub> )	
									(o/w SMBC Group Financed)
Renewable Energy	Wind Energy	2021/10	USD	Uruguay	50	152,612	36	839	560
Renewable Energy	Wind Energy	2022/10	EUR	France	488	1,904,000 *2	86	57,691	11,538
Renewable Energy	Wind Energy	2022/10	EUR	France	496	2,042,000 *2	97	61,873	12,375
Renewable Energy	Wind Energy	2022/11	GBP	UK	857	2,616,468	62	394,302	23,198
Renewable Energy	Wind Energy	2022/11	AUD	Australia	209	766,600 *2	39	441,102	67,979
Renewable Energy	Solar Energy	2022/10	USD	Brazil, Chile, Mexico, Uruguay	1,987	3,718,400	115	687,981	229,327
Renewable Energy	Solar Energy	2022/12	USD	Chile	101	186,842	45	35,425	11,808
<b>Total</b>							480	1,679,213	356,785
<b>Net Proceeds from Note Issuance</b>								USD 547.4mn (EUR 465.08mn equiv.)*1	
<b>CO<sub>2</sub> avoidance per EUR1mn</b>								767.15 t-CO <sub>2</sub>	

\*1 Translated into EUR at the exchange rates as of Dec. 25

\*2 Estimated amount of renewable electricity sold annually

# Use of Proceeds Statement for each Issuance 4/4

## 2024/10/07 SMFG Green Bond EUR500mn

### Net Proceeds from Note Issuance

- Sumitomo Mitsui Financial Group EUR500,000,000 3.318% Senior Notes due 2031

EUR 500mn

### Use of Proceeds as of Dec. 2025

Category	Sub-Category	Loan Agreement Date	Currency	Country	Capacity (MW)	Annual Power Generation (MWh/y)	Loan balance (EUR mn)*1	CO <sub>2</sub> Emissions Reduction (t-CO <sub>2</sub> )		
									(o/w SMBC Group Financed)	
Renewable Energy	Wind Energy	2022/12	GBP	UK	882	3,090,528 *2	124	465,743	116,436	
Renewable Energy	Wind Energy	2022/12	USD	USA	1,284	4,348,578	29	1,399,372	320,769	
Renewable Energy	Wind Energy	2022/12	AUD	Australia	511	984,024	46	566,207	70,795	
Renewable Energy	Wind Energy	2023/3	AUD	Australia	1,175	2,128,400	31	1,224,681	83,956	
Renewable Energy	Solar Energy	2022/12	JPY	Japan	19	23,409	40	10,384	10,384	
Renewable Energy	Solar Energy	2023/9	JPY	Japan	172	205,094	248	90,980	90,980	
<b>Total</b>								518	3,757,367	693,320

Net Proceeds from Note Issuance

EUR 500mn

CO<sub>2</sub> avoidance per EUR1mn

1,386.64 t-CO<sub>2</sub>

\*1 Translated into EUR at the exchange rates as of Dec. 25

\*2 Estimated amount of renewable electricity sold annually