

2022

1Q

2022 7 29

SMFG	
SMBC	
SMBC	SMBC
SMFL	
SMBC	SMBC
SMCC	
SMBCCF	SMBC
DS	DS
SMBCAC	SMBC Aviation Capital
	SMBC SMBC EU
BC	
BC	
RT	
WS	
GB	
GM	

Form 20-F

		TTM		
		21/6	22/3	22/6
1		110.61	122.41	136.64
1		131.63	136.81	142.65

28%

35%

	1Q		
1	7,969	+1,051	
2	60.7%		
3	327	+194	
4	3,456	+785	12,350
5			
6	368		
7		+92	
8	3,497	+624	10,600
9		+14	
10			
11	2,524	+492	7,300
12	ROE	10.1%	+1.6%

	+440
	210
SMFL	
COVID -19	
ETF	
220	YOY+190
Fullerton India	
	+120
	+10

SMBC

	1Q		
1	4,715	+1,228	
2	3,290	+931	
3	292	+107	
4	1,997	+608	
5	1,293	+323	
6	1,037	+227	
7	437	+24	
8	600	+203	
9	383	+70	
10			
11			
12	2,498	+1,089	7,300
13			
14	296		
15	212	+407	
16	2,089	+924	4,900

SMBC

	SMCC		SMBCCF		*1
	1,049	+51	688	+6	639
	140		367		
	53		157		
					SMFL*2
				50%	50%
	127	+27	92		589 +88
	37	+47	15		347 +76
	22	+30	10		160 +18

*1 SMBC

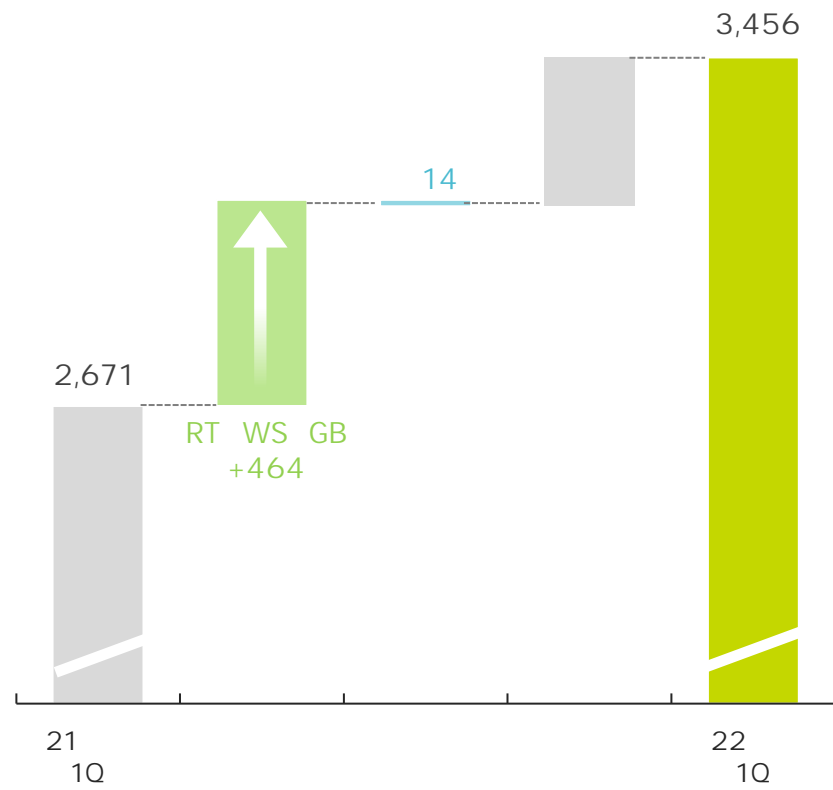
SMFG

*2

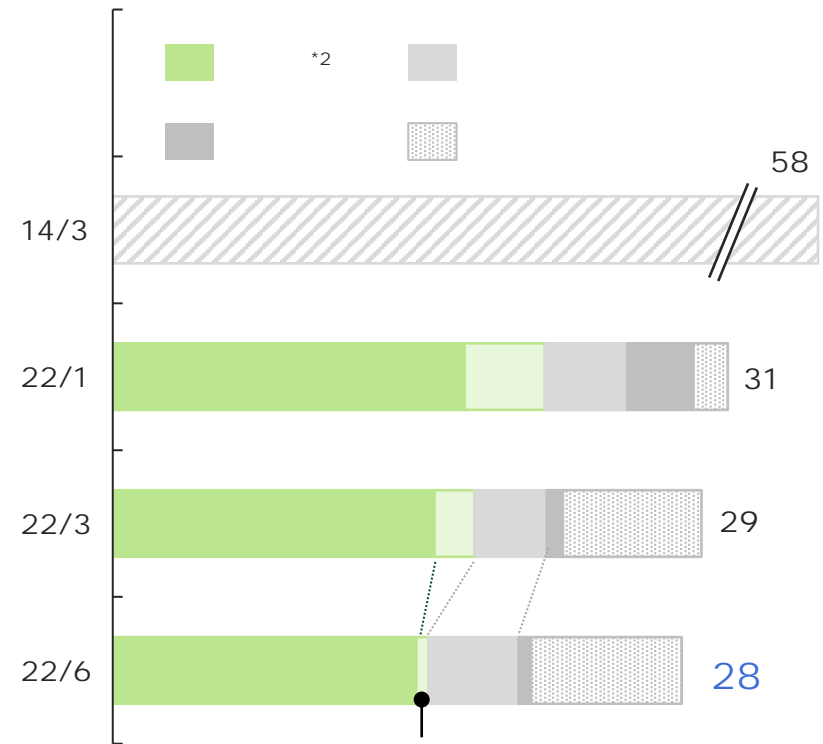
WS GB

22/6

28



*1

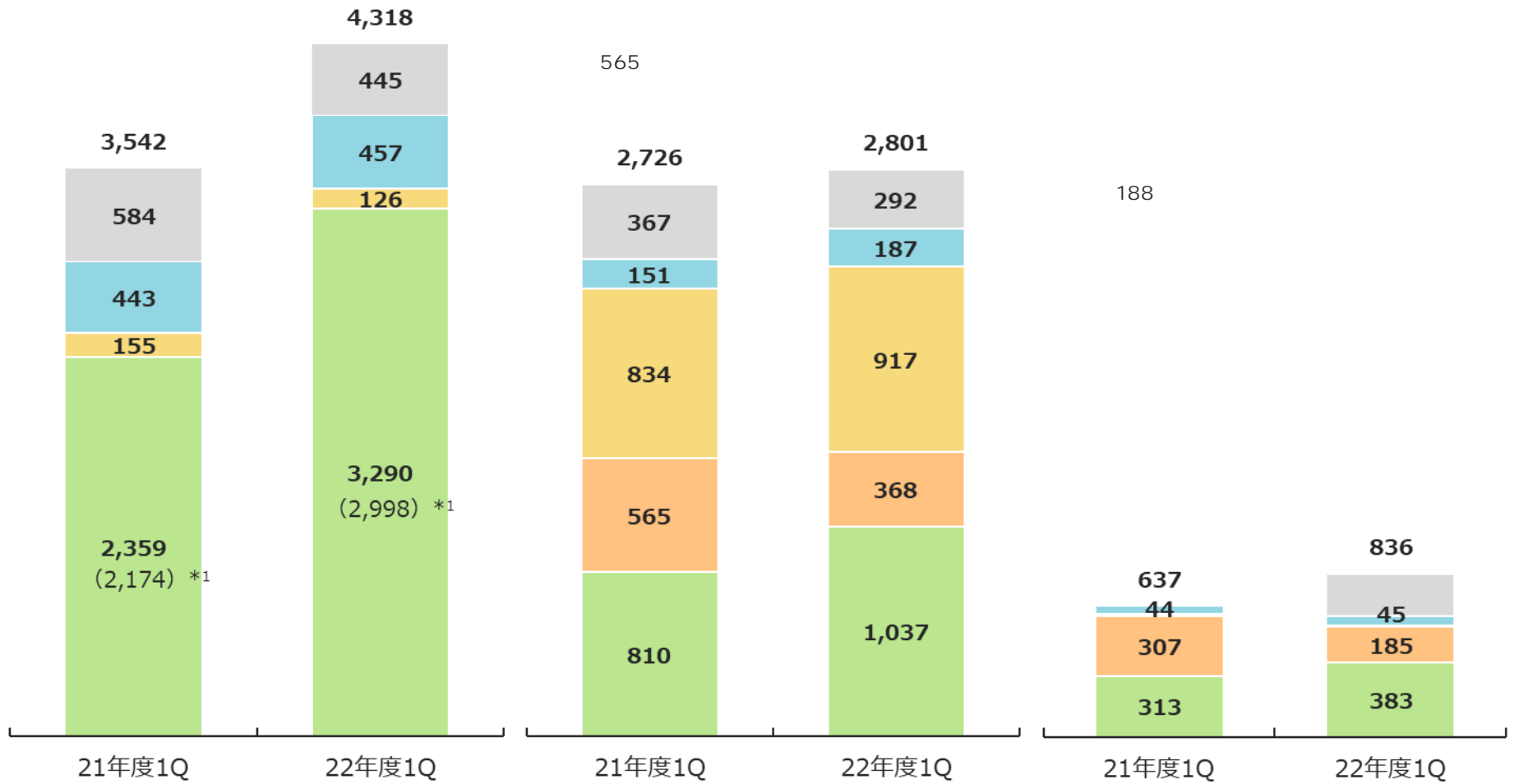


*1
*2

SMBC

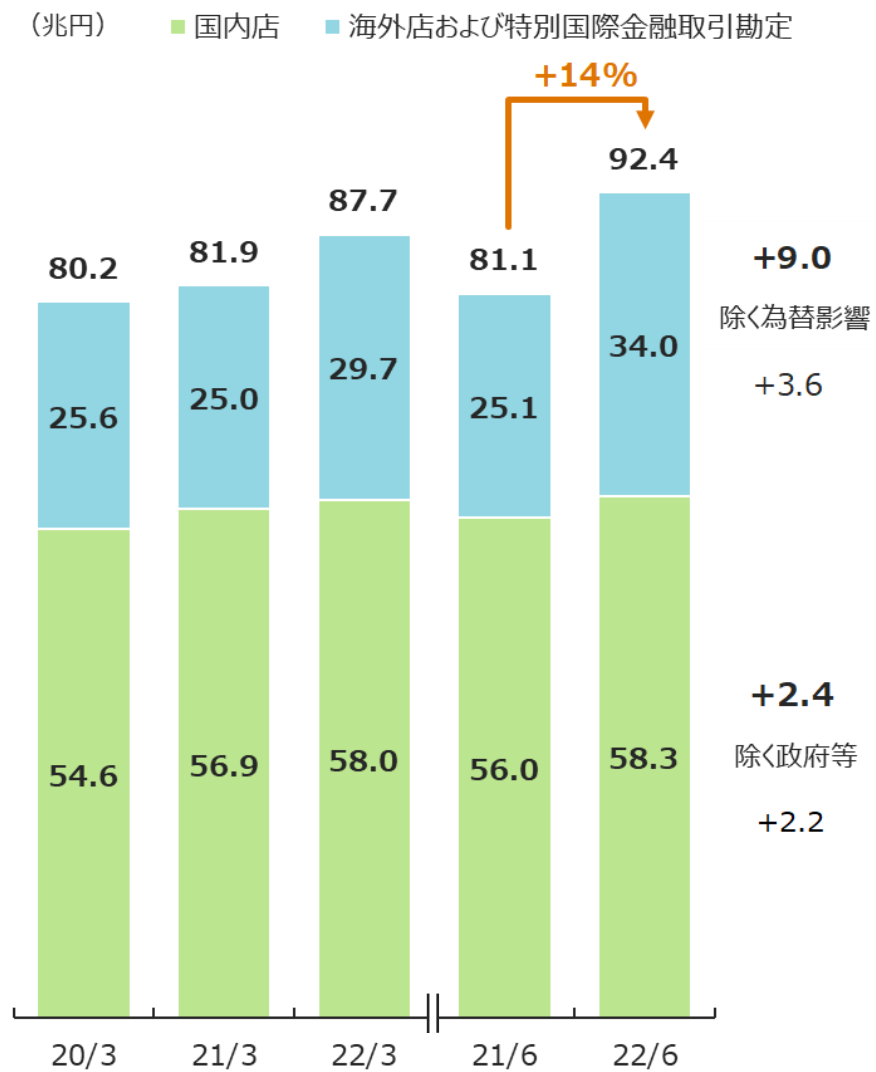
■ SMBC ■ SMBC ■ SMCC ■ SMBCCF ■

(億円)



*1

* 1



* 1 BC * 2
* 3 SMBC

SMBC

* 4

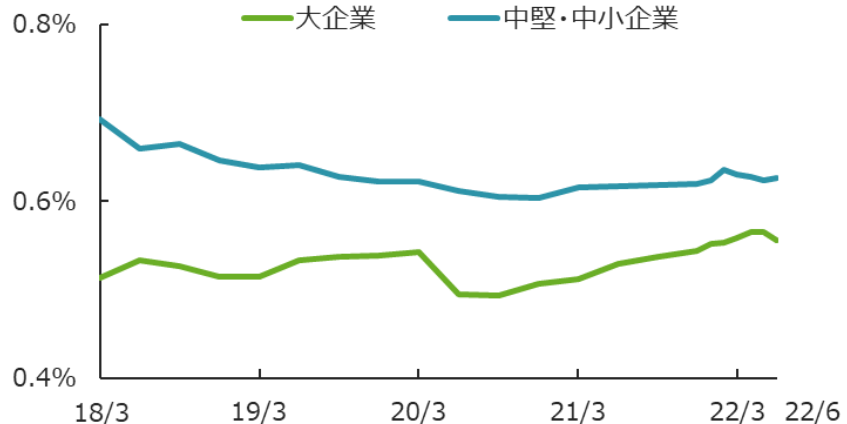
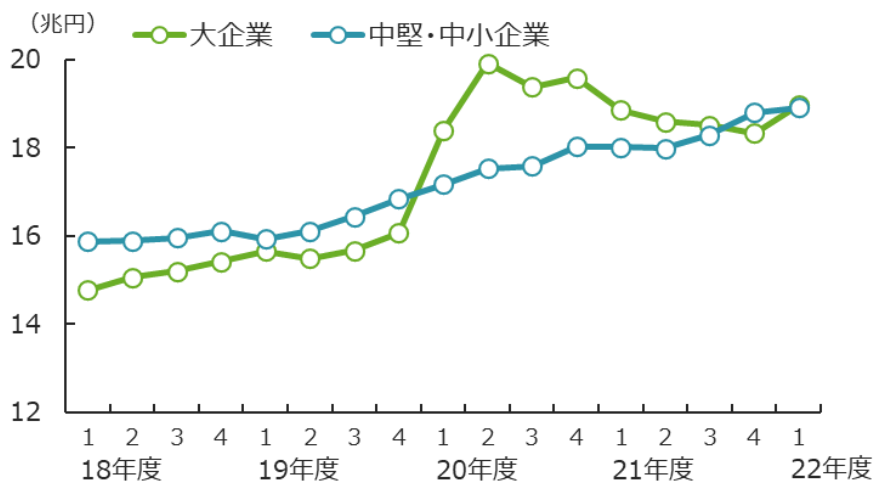
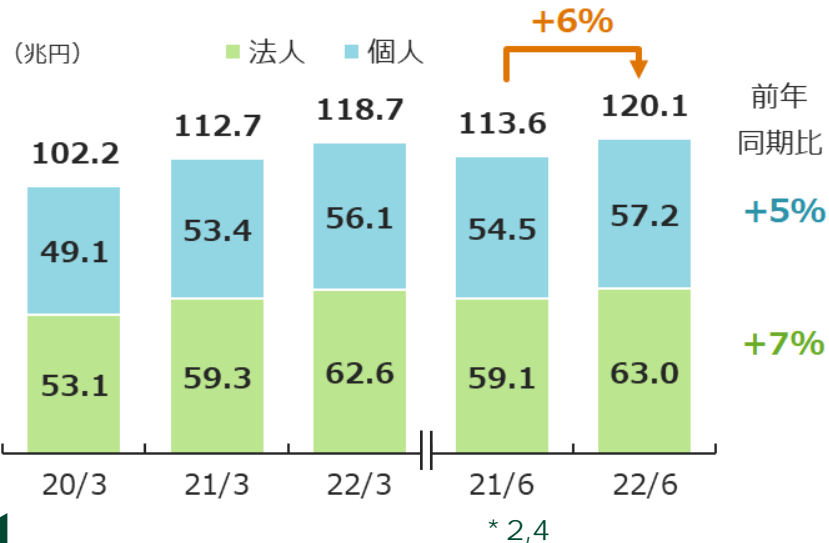
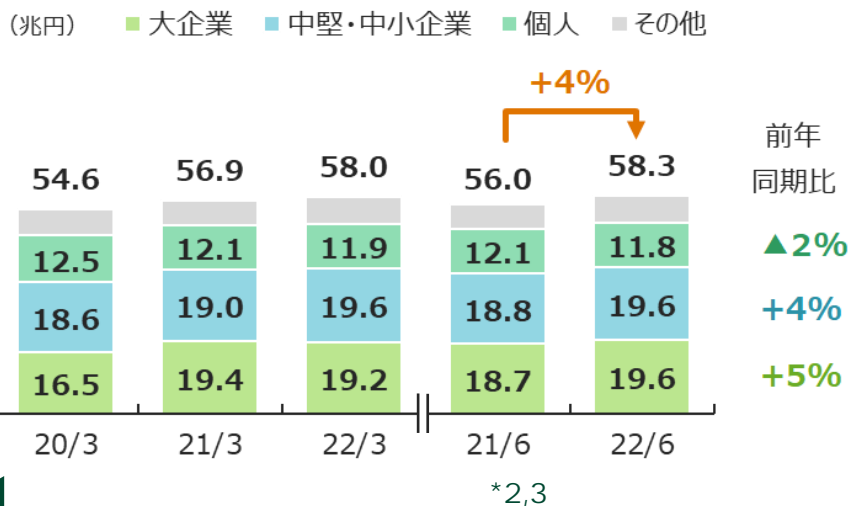
	1Q				
	0.83	0.85	0.85	0.83	0.83
	0.00	0.00	0.00	0.00	0.00
	0.83	0.85	0.85	0.83	0.83
	0.85	0.86	0.86	0.85	0.85
	0.85	0.86	0.86	0.85	0.85

* 2

	1Q	* 4	1Q	
	56.3	+0.9	0.71	
	53.8	+0.8	0.73	
	19.0	+0.1	0.56	+0.04
	19.6	+0.6	0.62	+0.01
	11.9		1.36	
* 3	3,529	+330	1.21	+0.00

* 1

* 2

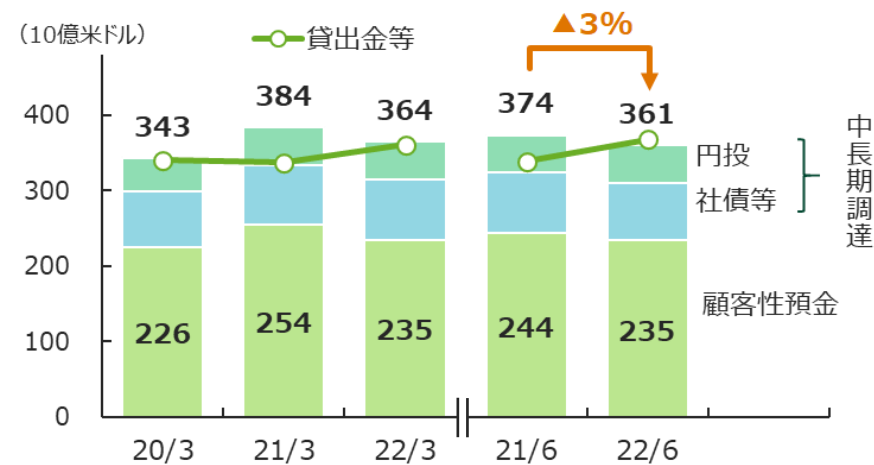
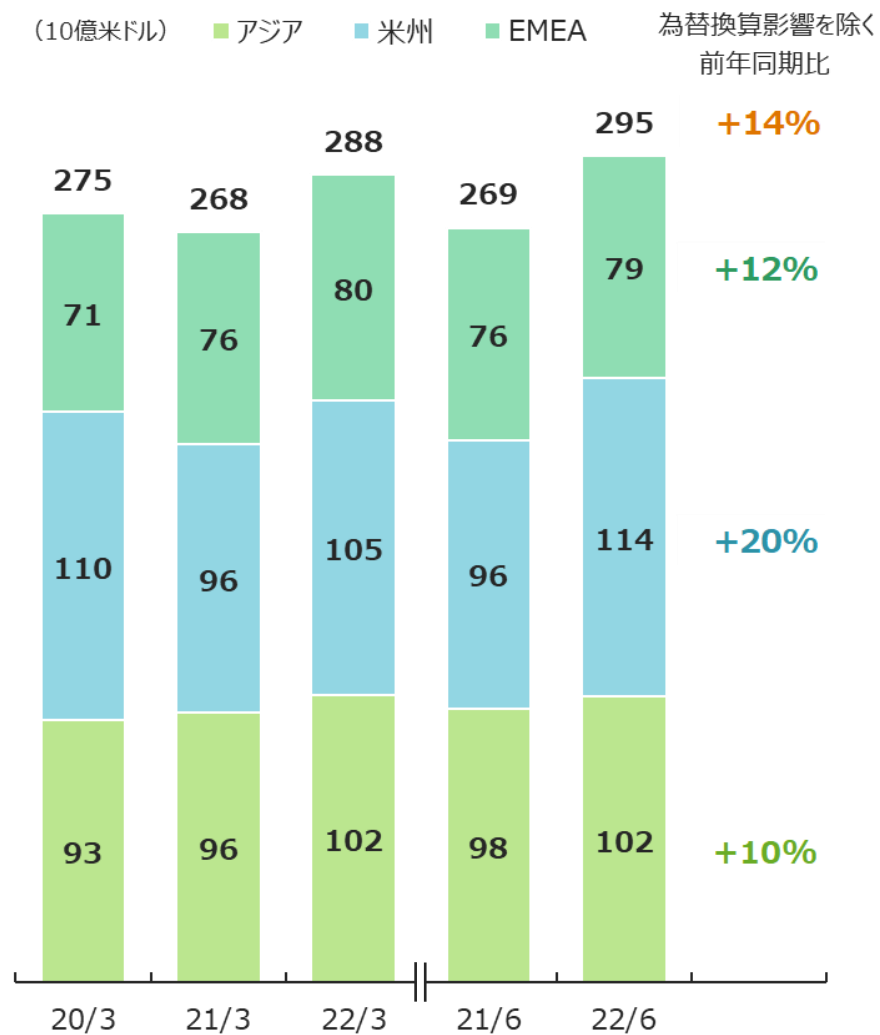


* 1 BC
* 4

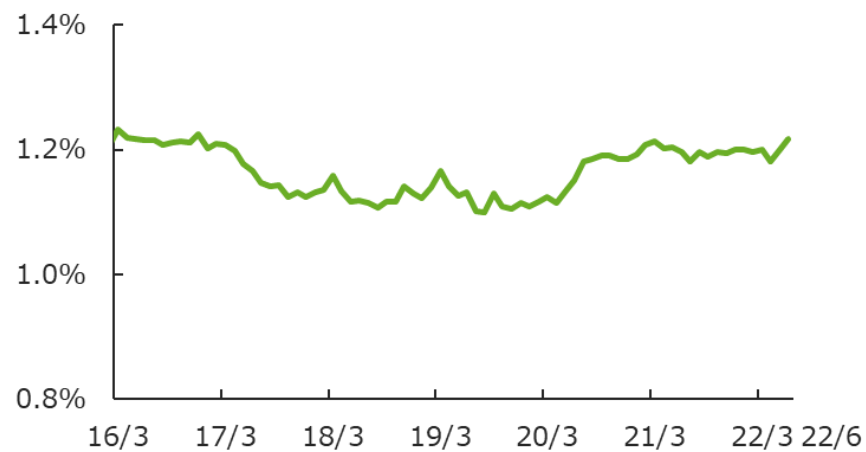
* 2

* 3

* 1

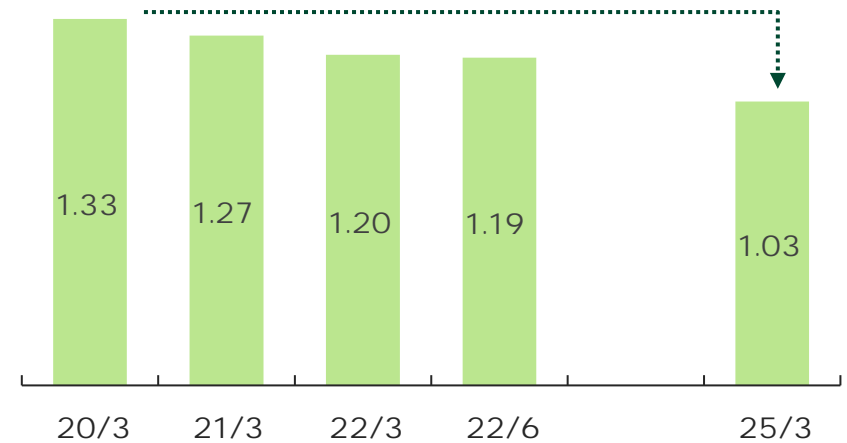
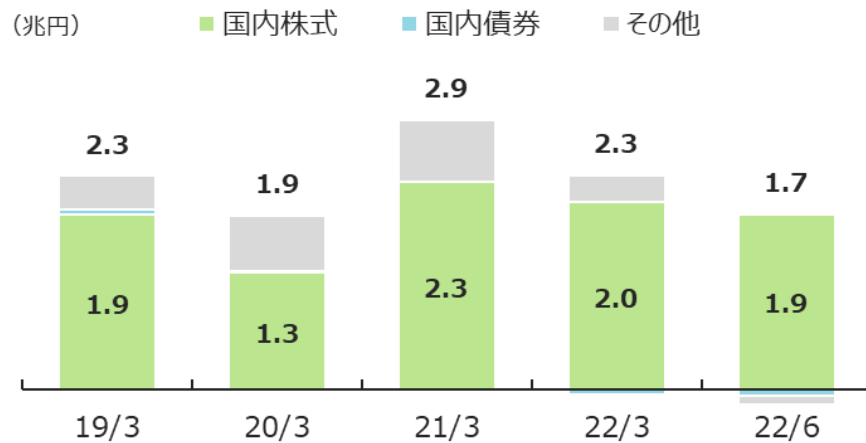


* 2



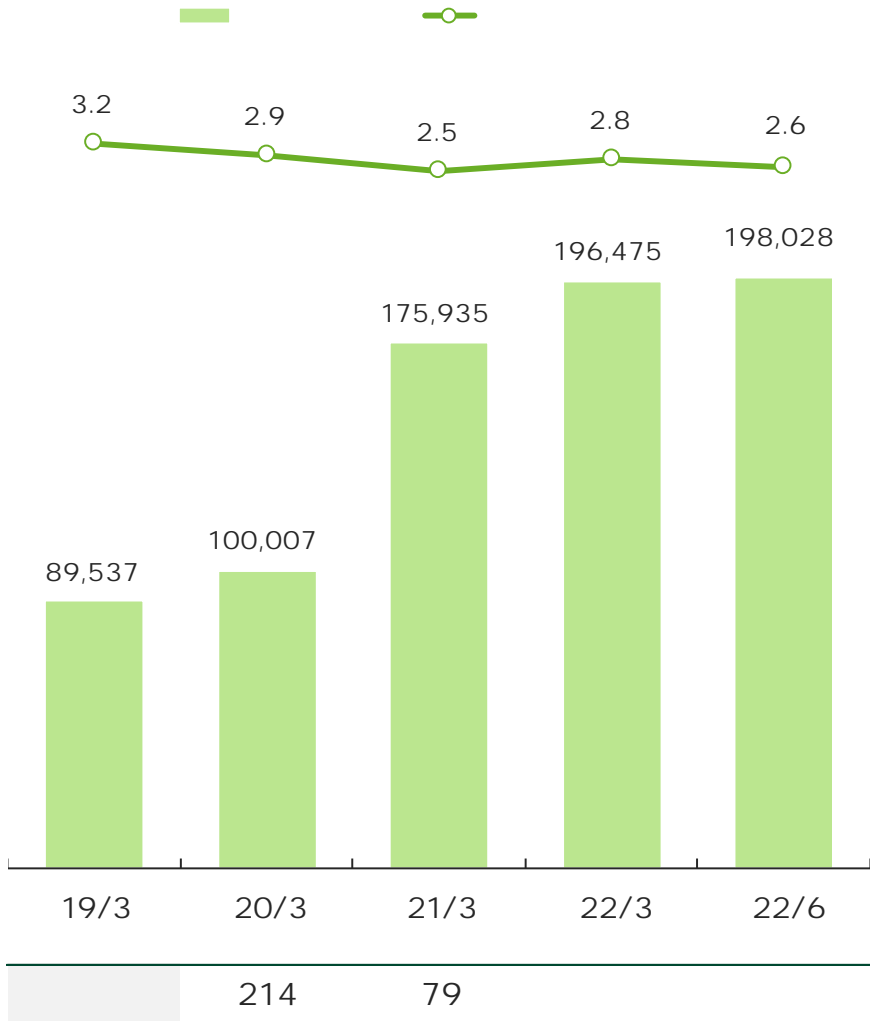
	388,057	+6,908	17,477
	32,754		19,085
	196,643	+1,040	
	157,792	+50	
	158,660	+7,148	
	132,974	+12,418	

		1,360
20		550
21		670
22	1Q	140
		600
		1,960
	2020-24	3,000



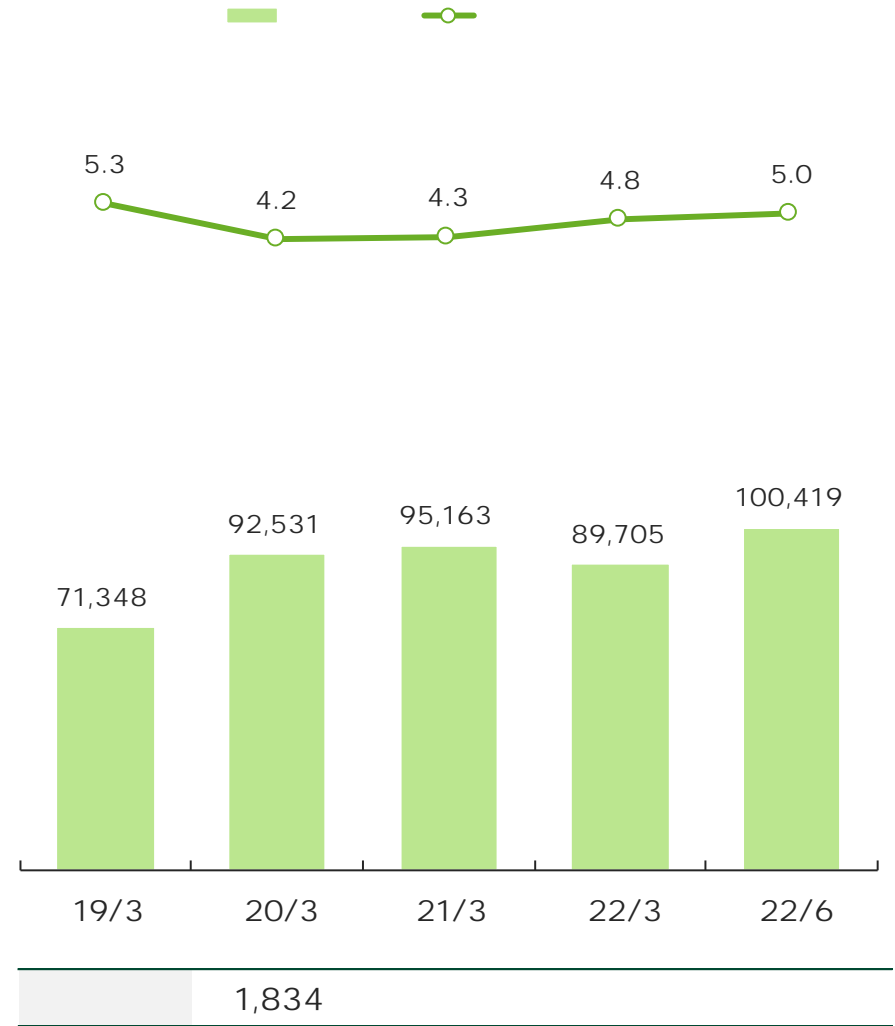
BC

*1



BC

*1

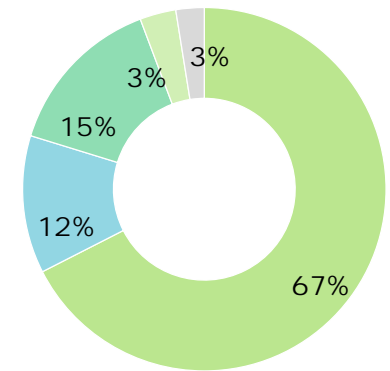
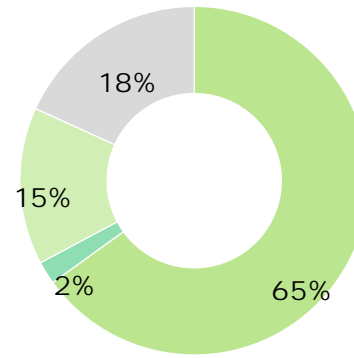


B/S

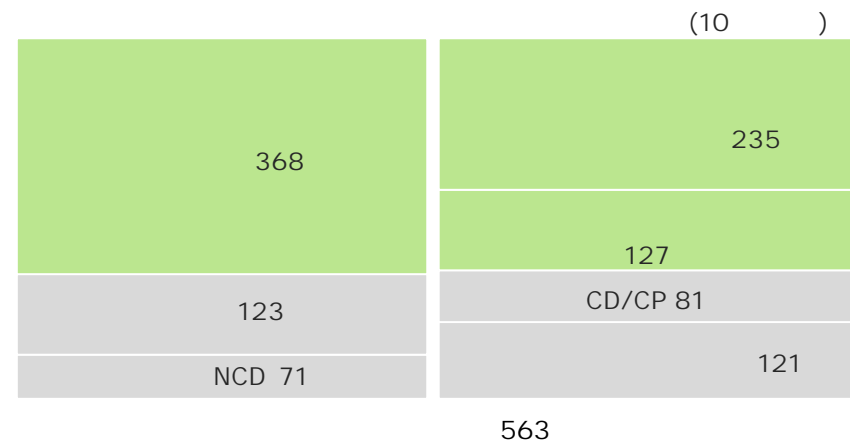
	269.7	+12.0
	74.6	
	57.3	
	96.7	+5.9
	58.3	+0.4
*1	19.6	+0.4
*1	19.6	+0.0
*1	11.8	*2
	39.3	+0.8
	38.8	+0.7
	3.3	
	15.8	+0.0
	13.3	+1.2
	257.2	+11.7
	153.2	+4.6
	120.1	+1.4
	57.2	+1.0
	63.0	+0.4
	13.8	+0.7
	12.4	+0.2
	57.9%	

BC

* 1



B/S *1,3



*1

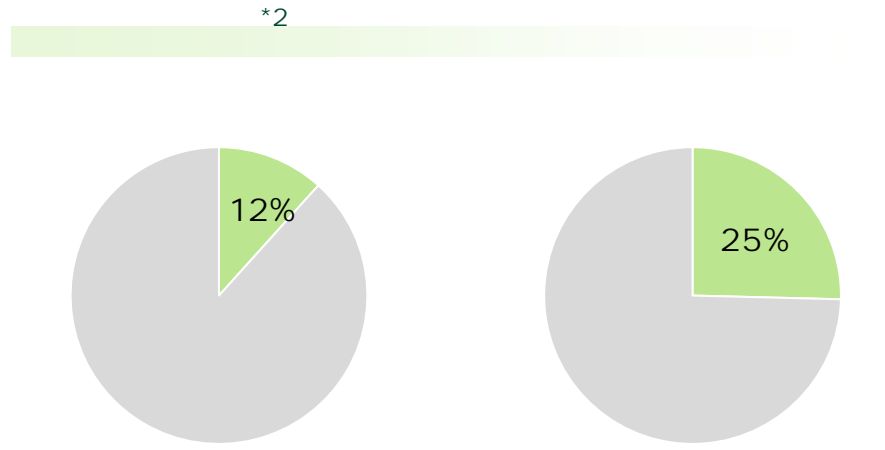
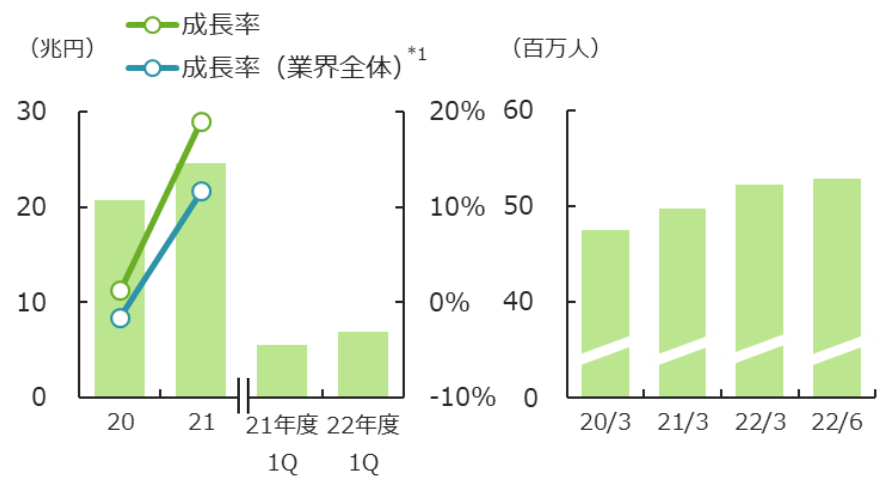
*2

22 10

*3 SMBC

	1Q		*1
	11,469	2,717	
	81.6%	84.9%	
	2,149	417	
	7,075	1,667	+140
	42.9%	44.0%	
	4,697	1,090	+181
	8,720	2,681	+346
	52.9%	54.2%	
	4,312	1,554	+365
	3,906	1,362	
	23.6%	20.0%	
	3,381	1,158	

	1Q		
	4,705	1,234	+102
	1,640	451	+72
	982	251	+5
	295	71	
	501	129	+3
	341	78	
	198	53	
	6,779	6,905	



*1
*2

	1Q		*1
	2,689	727	+53
	1,767	455	+13
	571	179	+36
	686	200	+17
	852	157	+2
	961	1,006	
	8.40%	8.60%	
	959	902	

