

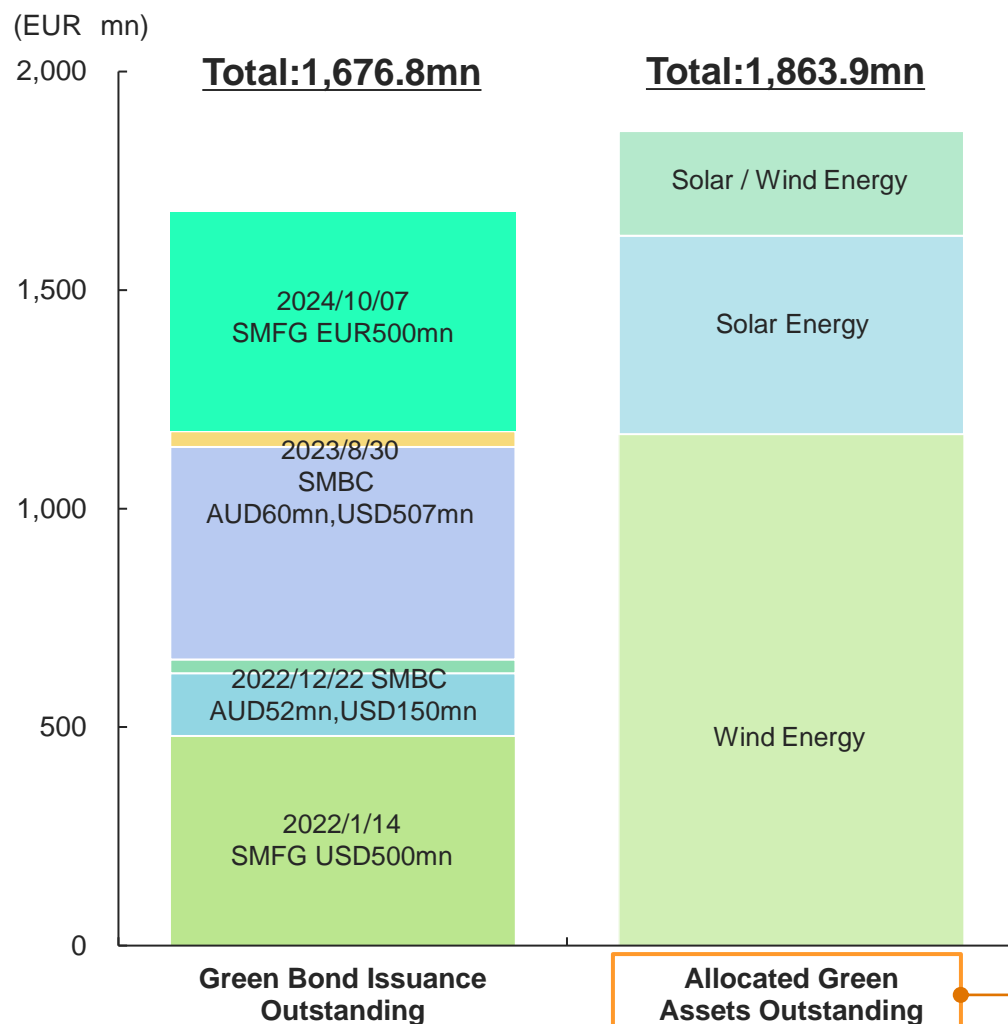
2024 Green Bond Annual Investor Report



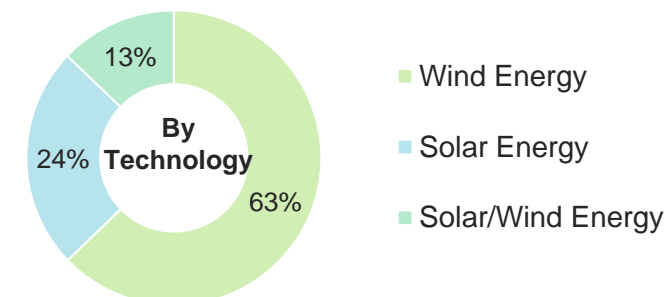
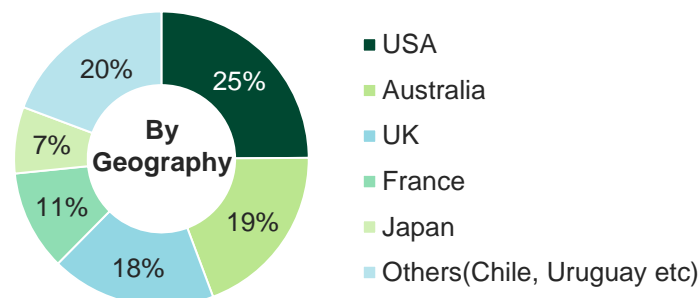
SUMITOMO MITSUI
FINANCIAL GROUP

Overview of Green Bond Issuance and Allocated Green Assets

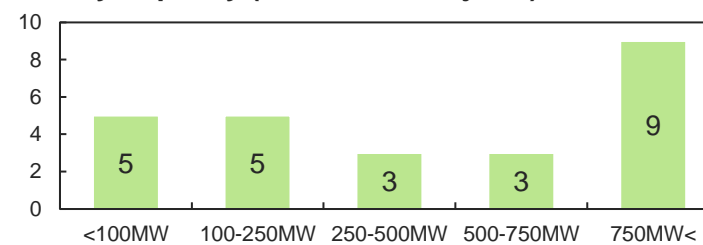
Balance of Green Bond Issuance and Allocated Green Assets*¹ (as of Dec. 24)



Overview of Allocated Green Assets




Facility Capacity (Number of Projects)



*1 Translated into EUR at the exchange rates as of Dec. 24

Green Bond Impact Reporting

Impact Reporting (as of Dec. 24)

Category	Sub Category	Country	Number of Projects	Capacity (MW)	Estimated CO ₂ emissions reduction (t-CO ₂ /Year)	
						o/w SMBC Group financed
 Renewable Energy	Wind energy	Australia, France, Japan, UK, Uruguay, USA	13	10,287.93 MW	8,698,181.86 t-CO ₂	1,025,994.90 t-CO ₂
	Solar energy	Chile, France, Brazil, Japan, Mexico, Peru, Saudi Arabia, Uruguay, USA	10	4,687.94 MW	3,633,543.04 t-CO ₂	2,637,802.29 t-CO ₂
	Solar/Wind energy	Australia	2	1,499.20 MW	3,592,554.44 t-CO ₂	486,658.34 t-CO ₂
Total					15,924,279.34 t-CO ₂	4,150,455.52 t-CO ₂

SMFG/SMBC Green Bond Outstanding (as of Dec. 24)* ¹	EUR 1,676.8mn
CO ₂ Avoidance per EUR1mn	2,475.23 t-CO ₂

*1 Translated into EUR at the exchange rates as of Dec. 24

Calculation Method of CO₂ Emission Reduction

Estimating CO₂ emissions reduction

- The amount of annual reduction in CO₂ emissions is estimated by Japan Research Institute (JRI), using data from IEA Emissions Factors 2024.
- For renewable energy projects, JRI assumes zero emissions for electricity sold. Thus, CO₂ emissions are reduced by the amount of CO₂ emissions generated to produce the equivalent amount of electricity by common source of electricity in the country where the renewable energy project is located.

Calculation method of CO₂ emission reduction

- The annual CO₂ emission reduction through a project is calculated using the following formula.

$$\text{Annual CO}_2 \text{ reduction (t-CO}_2\text{/y)} = \text{Annual power generation (MWh/y)} \times \text{CO}_2 \text{ emission factor}^{*1} \text{ (t-CO}_2\text{/MWh)}$$

*1 CO₂ emission factor

- CO₂ emission factors are derived from IEA Emissions Factors 2024.

Country	CO ₂ emission factor (t-CO ₂ /MWh)
Argentina	0.3106
Australia	0.5798
Belgium	0.1396
Brazil	0.0653
Canada	0.1177
Chile	0.2502
France	0.0413
French Guiana	0.0413
Germany	0.3288
India	0.7485

Country	CO ₂ emission factor (t-CO ₂ /MWh)
Indonesia	0.7774
Ireland	0.2399
Japan	0.4335
Mexico	0.3870
Netherlands	0.2294
Peru	0.2116
Saudi Arabia	0.6208
UAE	0.4189
UK	0.1760
Uruguay	0.0481
USA	0.3317

Use of Proceeds Statement for each Issuance 1/4

2022/01/14 SMFG Green Bond USD500mn

Net Proceeds from Note Issuance

- Sumitomo Mitsui Financial Group USD500,000,000 2.472% Senior Notes due 2029

USD 500mn

Use of Proceeds as of Dec. 2024

Category	Sub-Category	Loan Agreement Date	Currency	Country	Capacity (MW)	Loan balance (EUR mn)*1	CO ₂ Emissions Reduction (t-CO ₂)	
								(o/w SMBC Group Financed)
Renewable Energy	Wind Energy	2020/2	JPY	Japan	139	69	134,067	23,493
Renewable Energy	Wind Energy	2020/3	GBP	UK	630	32	428,758	27,754
Renewable Energy	Wind Energy	2020/5	GBP	UK	2,424	100	2,118,049	91,544
Renewable Energy	Wind Energy	2020/6	GBP	UK	1,140	7	195,818	5,726
Renewable Energy	Solar Energy	2020/2	JPY	Japan	55	20	24,510	9,834
Renewable Energy	Solar Energy	2020/9	USD	USA	240	21	179,715	56,071
Renewable Energy	Solar Energy	2020/10	USD	USA	300	28	288,073	61,761
Renewable Energy	Solar Energy	2020/11	USD	Peru	20	18	12,035	10,297
Renewable Energy	Solar/Wind Energy	2023/2	AUD	Australia	638	188	1,455,818	209,087
						Total	482	4,836,844
						Net Proceeds from Note Issuance		USD 500mn (EUR 479.65mn equiv.)*1
						CO₂ avoidance per EUR1mn		1,033.19 t-CO ₂

*1 Translated into EUR at the exchange rates as of Dec. 24

Use of Proceeds Statement for each Issuance 2/4

2022/12/22 SMBC Green Bond USD150mn/AUD52mn

Net Proceeds from Note Issuance

- Sumitomo Mitsui Banking Corporation USD150,000,000 4.670% Senior Notes due 2027 USD 150mn
- Sumitomo Mitsui Banking Corporation AUD52,000,000 4.790% Senior Notes due 2027 AUD 52mn

Use of Proceeds as of Dec. 2024

Category	Sub-Category	Loan Agreement Date	Currency	Country	Capacity (MW)	Loan balance (EUR mn)*1	CO ₂ Emissions Reduction (t-CO ₂)	
								(o/w SMBC Group Financed)
Renewable Energy	Wind Energy	2021/10	USD	Uruguay	50	44	11,063	7,378
Renewable Energy	Solar Energy	2021/6	USD	Saudi Arabia	1,776	69	2,157,648	2,157,648
Renewable Energy	Solar Energy	2021/9	EUR	French Guiana	55	21	2,352	691
Renewable Energy	Solar/Wind Energy	2021/7	AUD	Australia	861	51	2,136,737	277,572
						Total	185	4,307,799
								2,443,289

Net Proceeds from Note Issuance	USD 150mn AUD 52mn (EUR 174.95mn equiv.)*1
CO₂ avoidance per EUR1mn	13,965.56 t-CO ₂

*1 Translated into EUR at the exchange rates as of Dec. 24

Use of Proceeds Statement for each Issuance 3/4

2023/08/30 SMBC Green Bond USD507mn/AUD60mn

Net Proceeds from Note Issuance

- Sumitomo Mitsui Banking Corporation USD507,000,000 5.050% Senior Notes due 2026 USD 507mn
- Sumitomo Mitsui Banking Corporation AUD60,000,000 4.770% Senior Notes due 2026 AUD 60mn

Use of Proceeds as of Dec. 2024

Category	Sub-Category	Loan Agreement Date	Currency	Country	Capacity (MW)	Loan balance (EUR mn)*1	CO ₂ Emissions Reduction (t-CO ₂)	
								(o/w SMBC Group Financed)
Renewable Energy	Wind Energy	2022/10	EUR	France	488	87	78,635	15,727
Renewable Energy	Wind Energy	2022/10	EUR	France	496	98	84,335	16,867
Renewable Energy	Wind Energy	2022/11	GBP	UK	857	68	530,557	31,215
Renewable Energy	Wind Energy	2022/11	AUD	Australia	209	41	486,365	74,955
Renewable Energy	Wind Energy	2022/12	AUD	Australia	511	48	1,169,542	146,231
Renewable Energy	Solar Energy	2022/10	USD	Brazil, Chile, Mexico, Uruguay	1,987	131	841,693	280,564
Renewable Energy	Solar Energy	2022/12	USD	Chile	101	55	47,871	15,956
						Total	528	3,238,998
						Net Proceeds from Note Issuance		USD 507mn AUD 60mn (EUR 522.20mn equiv.)*1
						CO₂ avoidance per EUR1mn		1,113.59 t-CO ₂

*1 Translated into EUR at the exchange rates as of Dec. 24

Use of Proceeds Statement for each Issuance 4/4

2024/10/07 SMFG Green Bond EUR500mn

Net Proceeds from Note Issuance

- Sumitomo Mitsui Financial Group EUR500,000,000 3.318% Senior Notes due 2031

EUR 500mn

Use of Proceeds as of Dec. 2024

Category	Sub-Category	Loan Agreement Date	Currency	Country	Capacity (MW)	Loan balance (EUR mn)*1	CO ₂ Emissions Reduction (t-CO ₂)	
								(o/w SMBC Group Financed)
Renewable Energy	Wind Energy	2022/12	GBP	UK	882	130	625,572	156,393
Renewable Energy	Wind Energy	2022/12	USD	USA	1,286	415	1,458,488	334,319
Renewable Energy	Wind Energy	2023/3	AUD	Australia	1,176	32	1,376,932	94,393
Renewable Energy	Solar Energy	2022/12	JPY	Japan	23	48	10,310	10,310
Renewable Energy	Solar Energy	2022/12	USD	Chile	131	43	69,336	34,668
						Total	669	3,540,638
								630,084

Net Proceeds from Note Issuance	EUR 500mn
CO₂ avoidance per EUR1mn	1,260.17 t-CO ₂

*1 Translated into EUR at the exchange rates as of Dec. 24